

BATTLE FOR NORMANDY



STRATEGIC SIMULATIONS INC.



COMMODORE

64

CASSETTE

All American Software

HERE IS THE WARGAMER'S DREAM VACATION PACKAGE 25 DAYS ON THE NORTHERN COAST OF FRANCE!

Of course, we don't promise peace and quiet. Because when you open up this box, you'll find yourself in Normandy – on June 6, 1944 smack at the start of D-Day! Depending on your choice, you'll either lead or face the largest Allied amphibious force ever assembled. Its purpose: to smash Hitler's supposedly impregnable line of defence – the Atlantic Wall.

BATTLE FOR NORMANDY is the faithful recreation of D-Day and the 24 days that followed it. To do justice to this great World War II battle, we've made sure every important historical detail has been realistically and accurately programmed into the game.

As the Supreme Allied Commander (Eisenhower, step aside!), your task is to establish beach heads on Utah, Omaha, Juno, Gold, and Sword,

consolidate them, then move out your forces to capture such strategic towns as Cherbourg and Caen.

Besides dealing with the fierce German coastal and land defences, you are also challenged by logistics of battle. Specifically, you must juggle your limited shipping to provide either more troops, fuel, general or combat supplies. Finding the optimum balance is difficult enough – until you realise you must also take into account the vagaries of weather. Inclement weather can turn your best-laid plans to shambles.

As commander of the German defences (Rommel's on vacation in Germany anyway), you have your own problems to worry about. The relentless Allied naval bombardment makes it next to impossible to keep the amphibious assault pinned to the beaches. Enemy airborne drops behind your line and Allied aerial interdiction only compound your difficulties.

In any case, your hope for victory is to deploy your land forces (especially your powerful Panzer divisions) to contain the enemy and drive him back to the beaches.

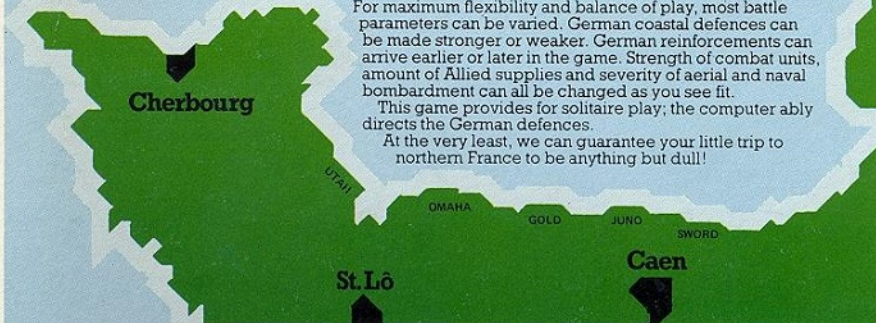
For maximum flexibility and balance of play, most battle parameters can be varied. German coastal defences can be made stronger or weaker. German reinforcements can arrive earlier or later in the game. Strength of combat units, amount of Allied supplies and severity of aerial and naval bombardment can all be changed as you see fit.

This game provides for solitary play; the computer ably directs the German defences.

At the very least, we can guarantee your little trip to northern France to be anything but dull!




SCREEN DISPLAYS use scrolling Hi-Res graphics to give you full-colour battlefields. Each division/regiment-sized unit of infantry, paratroopers, tanks, and commandos is rated for leadership, combat strength and fatigue.



U.S. GOLD

BATTLE FOR NORMANDY



OVERLORD BRIEFING

A dispatch reaches your headquarters in London, England. You tear it open and find a file labelled, "OPERATION OVERLORD," with a message attached:

YOU ARE HEREBY PLACED IN COMMAND OF THE EXECUTION OF OPERATION OVERLORD. ATTACHED IS A BRIEFING PREPARED BY THE PLANNING STAFF OF THIS TOP SECRET OPERATION DESIGNED TO BREACH THE AXIS BEACH FORTIFICATIONS ALONG THE NORMANDY COASTLINE THIS OPERATION IS CRUCIAL TO THE ALLIED CAUSE ITS SUCCESS IS IN YOUR HANDS.

- ALLIED COMMAND HEADQUARTERS.

TABLE OF CONTENTS

| | | | |
|-----------------------------------|---|-------------------------------------|----|
| OVERLORD BRIEFING | 2 | CHARTS | 7 |
| OVERVIEW..... | 3 | TRANSPORT AVAILABILITY..... | 7 |
| ALLIED FORCES..... | 3 | WEATHER FORECAST % PROBABILITY..... | 7 |
| ENEMY FORCES..... | 4 | FUEL EXPENDITURE..... | 7 |
| LOGISTICS..... | 4 | GENERAL SUPPLY EXPENDITURE..... | 7 |
| AMPHIBIOUS ASSAULT..... | 4 | AMPHIBIOUS SUPPLY EXPENDITURE..... | 7 |
| AIR AND NAVAL SUPPORT..... | 4 | COMBAT SUPPLY EXPENDITURE..... | 8 |
| COMBAT..... | 5 | AIR NAVAL BOMBARDMENT LOSSES..... | 8 |
| | | INFILTRATION..... | 8 |
| | | COMBAT RESULTS RESOLUTION..... | 8 |
| | | STRATEGY LEVEL DESCRIPTIONS..... | 9 |
| | | VICTORY POINTS..... | 9 |
| | | VICTORY CONDITIONS..... | 9 |
| SUMMARY OF GAME PLAY | 5 | SUGGESTED TRANSPORT ALLOCATION..... | 10 |
| I. Scenario Selection..... | 5 | TERRAIN EFFECTS..... | 10 |
| II. Airborne Drops..... | 5 | INTERDICTION EFFECTS..... | 10 |
| III. Supply Allocation..... | 5 | | |
| IV. Air Interdiction..... | 5 | DIFFICULTY LEVELS | 10 |
| V. Movement..... | 6 | OPTIONAL RULES | 10 |
| VI. Combat..... | 6 | HISTORICAL ANALYSIS | 11 |
| | | CREDITS | 11 |

The enclosed software program and this Rule Book are copyrighted. All rights are reserved. This Rule Book may not be copied, photographed, reproduced, or translated or reduced to any electrical medium or machine-readable form, in whole or in part, without prior written consent from SSI. The program accompanying this Rule Book may be copied, by the original purchaser only, as necessary for use on the computer for which it was purchased.

© 1981 by Strategic Simulations, Inc.
All Rights Reserved.

OVERVIEW

As you know, Commander, the code name of this operation is "OVERLORD." Your forces will be landing on the beaches of France along the Normandy peninsula between the towns of Cherbourg and Caen. Five locations have been designated as beachheads. They have been named Utah, Omaha, Gold, Juno and Sword beaches. Please refer to the enclosed operations map for the exact locations of these beachheads.

You have the largest armada of war and transport ships ever to be assembled in history. These vessels will provide you with naval bombardment and transport capability to land combat troops and supplies. You are in command of 33 American and British combat formations. Depending on the weather, you should be able to land 12-15 of these formations on D-Day.

The numerous fighter and bomber aircraft available to you will provide excellent ground support and serve to slow down the movement of enemy combat formations.

The logistics problem of supporting this massive cross-channel assault is considerable. We have been preparing for this day for many months and have laid plans in fine detail. Weather is a very limiting factor on our careful planning to provide you with maximum transport. We will need from you, Commander, your desired priorities of the four transport categories: amphibious (landing units), combat supply, general supply (unit maintenance), and fuel.

France has been under the yoke of German occupation since May 1940. Your objective is to establish a firm foothold and supply base from which France and Western Europe can be liberated. To accomplish this you must:

1. Take and occupy the port of Cherbourg as quickly as possible.
2. Occupy the town of Caen and its immediate vicinity.
3. Occupy the important road net of St. Lo.
4. Penetrate as deeply as possible into the continent.
5. Destroy and disrupt enemy formations.

Territorial objectives will only be considered as met if occupied by units in supply.

You have until 1200 hours on June 30th to complete your objectives. At that time your position on the continent will be evaluated. (See Victory Conditions chart.)

ALLIED FORCES

As mentioned, Commander, you have at your disposal 33 combat formations as listed below (see the attached order of battle for more detail):

| | British Commonwealth | |
|------------------------------|-------------------------|----|
| | American | |
| 3 airborne divisions | 2 | 1 |
| 15 infantry divisions | 9 | 6 |
| 4 armoured divisions | 2 | 2 |
| 4 armoured brigades | 0 | 4 |
| 4 armoured cavalry regiments | 4 | 0 |
| 1 ranger battalion | 1 | 0 |
| 2 commando brigades | 0 | 2 |
| | 18 | 15 |

Your combat formations have abilities which they all have in common and some which only a few possess. All formations have their performance modified by the unit's leadership and fatigue level. To assist you in evaluating a unit, an effectiveness rating is also available (The effectiveness rating in "x" multiplied by the combat strength gives you the modified strength of a unit). Leadership varies from unit to unit, but is generally good. A formation gains fatigue while moving and performing combat. Fighting less intensely or not fighting at all or being relieved to rest behind the lines reduces fatigue.

We are geared to provide considerable replacements to the combat formations. Resting behind the lines allows more replacements to enter the unit.

Units advanced beyond supply lines and units deprived of general supply will lose strength and gain fatigue rapidly. Infiltration (moving past or along the positions of enemy formations) is not possible for almost all of the units under your command. The four armoured divisions, however, we are confident will be able to infiltrate almost all of the time. The armoured divisions and armoured brigades and cavalry regiments consume fuel at a rate of 50% more than other units.

Your three airborne units will be dropped behind the enemy beaches at your discretion. We do warn you, however, that the units may drift from their designated drop zones.

The ranger and commandos have increased strength attacking the beaches and have more latitude in where they are able to land on the coastline.

ENEMY FORCES

Intelligence reports that the Germans have seven divisions in the immediate area of your invasion. Overall, the Germans have some 60 divisions on the Western Front with 11 of these being panzer. By pulling off some deceptive manoeuvres, we hope to pin down the majority of the German forces along other coastal areas in anticipation of another amphibious invasion. Also, due to our bombing of the transportation system of France and of moving German formations, we expect to slow the arrival of reinforcements into the Normandy area.

You can expect, Commander, that the leadership of individual enemy formations will be better than ours. We also predict that their ability to infiltrate is superior to ours. For that reason we recommend that you assign as many aircraft as is feasible in the area of operations on interdiction missions which will slow the movement of enemy formations.

Intelligence reports that German manpower reserves will allow limited replacements for combat units. We predict that replacements will be put into units which have lost a third or more of their original strength.

Rommel is in command of the forces opposing you. Intelligence reports that his hands are tied to directives of higher German command. We hope to fool the German High Command, but Rommel is another matter. If he has any chance at all, he will push you back into the sea.

LOGISTICS

The success or failure of your invasion may very well hinge upon the proper allocation and use of supply. Ship transport is the only way to move units and supply onto the beaches. Allocation of transport is divided into four categories:

1. Amphibious (unit transport)
2. Combat Supply
3. General Supply (unit maintenance)
4. Fuel

You must give us your shipping priorities 2 days in advance. See the attached chart for suggested transport allocations. The number of transports available will vary considerably according to the weather. See the charts attached for transport availability and weather.

Units transported across will also bring with them a certain amount of the three types of supply which will be added to the overall supply pools. Every two days, units require a portion of the general supply available for maintenance. Units consume fuel when they move and combat supply when they fight (see attached charts for estimated amounts).

Supply lines are extended from the beaches by depot units which trace their supply to the beachhead markers. Beachhead markers are very vulnerable to enemy assault. If destroyed, that beach assault area will be closed to amphibious transport. In addition, overall supply availability will be reduced. By all means, Commander, protect your beachheads! Units deprived of general supply or units beyond the established supply lines will suffer strength loss and fatigue. (Units must be within three map positions of a depot or beachhead marker to be within supply lines). A chain of depots three hexes apart may be formed to extend supplies as long as at least one of the depots is within three hexes of a beachhead marker.

American units may only draw supply from U.S. depot units or Utah or Omaha beach. British Commonwealth units may draw supply from the remaining beaches or their depot units.

AMPHIBIOUS ASSAULT

Each assault beach will have a beachmarker to aid your units to land at the correct locations. The markers are essential for landing supplies and units. A destroyed marker results in that assault area being closed off to future landings.

Combat units will attack the German coastal defence units until they clear an area large enough for them to move through. We estimate, Commander, that it will take 1 or 2 divisions to clear out the coastal defence units within each assault area.

Time is of the essence. Your assaulting formations must land and quickly overcome the German defences. You must advance onto the continent and establish your position before the enemy can react. Air support and naval bombardment will aid you in accomplishing this.

Pay careful attention to the amount of transport allocated to amphibious landing. You'll need to support your advance with reinforcing units at appropriate times.

AIR AND NAVAL SUPPORT

The air and naval forces under your command are the most massive in number ever brought together. At your command these forces will add their support to your combat units to reduce opposing enemy units. Take note of the naval range shown on the operation's map. Also, see the attached chart which gives estimated losses inflicted according to the amount of bombardment.

You may also allocate aircraft to fly interdiction missions. We recommend that you allocate the maximum possible since this significantly reduces German movement. Poor weather will affect the effectiveness of the interdiction missions (see interdiction table).

Our planners agree that properly placed naval and air bombardment will allow your combat formations to push past even the toughest enemy stronghold. We therefore recommend that you allocate maximum support to those key positions whose downfall will allow significant advances by your combat units.

COMBAT

In order to achieve the objectives you must make heavy assaults toward key enemy positions. Extreme use of air/naval bombardment will be necessary to reduce the enemy. Use of armour divisions to infiltrate the enemy line and cut retreat routes will speed the advance. Attacks by as many units as possible along different approaches will force the German unit to thin his position which may lead to a breakthrough.

Heavy assaults should be made whenever you can achieve at least 2.5 to 1 odds over the

enemy, otherwise, heavy losses may result. If an enemy unit can be eliminated or forced to adopt a retreat strategy while you engage in breakthrough or blitzkrieg strategies, you will be able to advance and attack again.

Fatigue and leadership affect a unit's combat capabilities. If the fatigue is at a high level and leadership is low, then the unit's effective strength is reduced and its ability to perform at the more intense strategies will be curtailed. Therefore, units with high fatigue will have to be relieved to rest behind the lines for a few days.

The lack of combat supply will prevent your combat formations from launching assaults. Defending without combat supply will greatly reduce your strength.

Study carefully, Commander, the terrain your units will be fighting in. Attacking the enemy from a river position will reduce your effective strength. Towns, swamps and especially the bocage terrain will provide excellent cover for the defending German units (see the Terrain Effects Chart).

Also, take note of the fuel remaining in the supply pool. The lack of fuel will stop your advances into areas that cost dearly in assault.

SUMMARY OF GAME PLAY

I. Scenario Selection

You will be required to answer a series of questions regarding the game you wish to play. If you answer no to the question which asks if you wish to change any ratings or players, the scenario will be set to the Campaign Game, the computer will play the side of the German, all ratings will be set to historical, the display time delay will be set to 3 seconds, and the Germans will not be allowed to move on D-Day. If you answer yes, then you will choose the players (computer as German or human as German—there is no computer as Allied); set the ratings for combat points, leadership, transport, airpower, naval power, coastal defence, and German reinforcement arrival; decide if the German will be allowed to move on D-Day; and select the time delay for the displays (when you become familiar with the game you should choose a time delay of "1" to speed up play).

II. Airborne Drops

After you have answered the questions concerning the scenario you will be asked to drop your three parachute divisions. The map will indicate a possible drop zone for the 82nd airborne. If you input "Y" for yes then the unit will attempt to land there (it may drift).

If you input "N" for no then a series of possible landing sites will be indicated to you as you continue to answer no. This will recycle until you input a yes answer. You will land the 101st and 6th airborne following the same process.

III. Supply Allocation

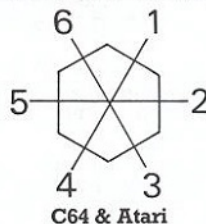
Next you will be required to give your priorities for the four types of transport across the channel: fuel, general, combat, and amphibious. You will be required to input two digits, 00 to 99 for each. The digits represent the percentage of the total transport capacity available that will go towards that category of transport. The digits that you input in the four transport categories must add up to 100. Any sum more or less than that will result in a repeat of the allocation input. Please note that this allocation is for the following turn and not the current turn.

IV. Air Interdiction

You must now input the number of air points which you wish to expend for interdiction. This must be input as two digits from 00 to 99. Note that this phase is skipped the first turn for the Allies, if the German does not move on D-Day. (See attached charts for effects on German movement.)

V. Movement

A unit which is eligible to move will flash on the map while its name and statistics are displayed below. The Atari and C64 versions require you to use a movement cursor. See the appropriate card. If you wish to skip this unit for now, press "F." If you wish to end your entire movement phase press "E." To move the unit press keys "1-6" which will move the unit in the direction indicated (see compass).



When finished moving the unit for now, press "F." You may also press "E" to end the movement phase completely. The program will allow you to cycle through your units 5 times and then will automatically end the movement phase. You will be allowed to return to moving units which previously "F" keyed their movement if eligible for further movement. See the attached card of your computer version for an explanation of the unit and movement display.

A unit whose location is in the ocean is waiting to be transported across the channel at your convenience. To land such a unit move it using keys "1-6" until you have it placed over a beachhead marker. When you do, press "1-6" in the direction of the beach location where you wish to land. Ranger and commando units have the option of being placed on or adjacent to a beachhead marker before indicating their landing. If the assault area has been cleared of German coastal defence (100 or more combat points have previously landed at this beach) then the unit will move on to the indicated beach position and may continue its movement. If not cleared, then the unit will be required to attack the German unit again until one or the other is eliminated (see combat). When the German unit is eliminated then the unit will land and may continue its movement. Note that the quicker you eliminate the German unit the more movement you will be allowed after landing. Be sure to land U.S. units at Utah and Omaha beaches and the British Commonwealth at Gold, Juno, or Sword. They will be unsupplied (not within supply lines) if you don't.

Each unit is given a movement allowance. Points are subtracted from this each time you

enter a new position (see the Terrain Effects Chart for more details). Your movement will automatically end when you move next to an enemy unit. Infiltration is defined as being next to an enemy unit and moving directly to a position next to an enemy unit. Infiltration is not always possible (see infiltration chart).

The U.S. and British forces have depot units which are used to establish supply lines from the beachhead markers to combat units on the continent. A unit is in supply if it is within three positions of a beachhead marker or a depot which is in supply (in supply is defined as being 3 or less positions from another depot which itself is in supply or within three positions of beach marker). Supply for the entire turn is determined at the beginning of each turn starting with June 8th during the logistics phase.

VI. Combat

Enemy units eligible to be attacked by your units will be flashed one by one on the map. If you wish to attack a unit press "Y" (Apple users should refer to the Apple data card for differences in the way combat is handled on the Apple). When you do, eligible attacking units will flash one by one. You may include them in the attack by pressing "Y." You will be required to input naval and air support. Offensive bombardment causes additional enemy losses while defensive bombardment causes less friendly losses than expected. You now will input your attack or defence levels. The combat results will be displayed (see charts for display explanations, level descriptions and combat results).

The defending unit may be required to retreat. If you desire to retreat press keys "1-6" to indicate the direction. Press "F" if you refuse to retreat. Refusing the retreat or retreating next to an enemy will result in more casualties. If the defender retreats, an attacking unit may advance into its vacated position. Press "F" if the indicated attacking unit is not desired to advance or press keys "1-6" to indicate the advance directions. An enemy unit eliminated or one which chose defence levels 1 or 2 while the attacking chose attack levels 8 or 9 will result in a situation where the attacking units will be eligible to attack again. Eliminated German units immediately form into cadre units which will retreat one map position, unless they were eliminated due to retreating next to an enemy unit (or refusing to retreat).

The program will cycle through eligible defending units twice and then automatically end the combat phase. You may end the combat phase during unit selection by pressing "E."

CHARTS

TRANSPORT AVAILABILITY

| Turn | Weather | | | |
|-------|-----------|-----------|-----------|---------|
| | Clear | Cloudy | Overcast | Storm |
| D-Day | 712-764 | 641-687 | N/A | N/A |
| 6/6 | 1460-1566 | 1314-1410 | 1180-1268 | 419-478 |
| 6/8 | 1561-1674 | 1404-1507 | 1261-1355 | 448-511 |
| 6/10 | 1668-1789 | 1501-1610 | 1348-1448 | 479-546 |
| 6/12 | 1784-1914 | 1606-1723 | 1442-1549 | 512-585 |
| 6/14 | 1911-2050 | 1720-1845 | 1544-1660 | 549-626 |
| 6/16 | 2051-2200 | 1846-1980 | 1657-1781 | 589-672 |
| 6/18 | 2100-2253 | 1890-2028 | 1697-1824 | 603-688 |
| 6/20 | 2152-2308 | 1936-2078 | 1739-1868 | 618-705 |
| 6/22 | 2205-2365 | 1984-2129 | 1782-1915 | 633-723 |
| 6/24 | 2261-2425 | 2034-2183 | 1827-1963 | 649-741 |
| 6/26 | 2319-2487 | 2086-2239 | 1874-2013 | 666-760 |
| 6/28 | 2379-2552 | 2141-2297 | 1923-2066 | 683-780 |

Note: When pitted against another human as the German the above points are increased by 8%. Also the Air and Naval points are increased by 40%.

WEATHER FORECAST—

Percent Probability

| Turn | Clear | Cloudy | Overcast | Storm |
|-------|-------|--------|----------|-------|
| D-Day | 52% | 48% | 0% | 0% |
| 6/6 | 51% | 35% | 12% | 2% |
| 6/8 | 51% | 35% | 12% | 2% |
| 6/10 | 51% | 35% | 12% | 2% |
| 6/12 | 51% | 35% | 12% | 2% |
| 6/14 | 51% | 35% | 12% | 2% |
| 6/16 | 51% | 35% | 12% | 2% |
| 6/18 | 36% | 21% | 10% | 33% |
| 6/20 | 36% | 21% | 10% | 33% |
| 6/22 | 36% | 21% | 10% | 33% |
| 6/24 | 51% | 35% | 12% | 2% |
| 6/26 | 51% | 35% | 12% | 2% |
| 6/28 | 51% | 35% | 12% | 2% |

Note: At the end of each turn you will see a percentage displayed in regards to weather. This is a percentage of the average weather for the entire game at that point. For example a percentage of -11% means that you are having 11% less than average weather for the entire game up to this point.

FUEL EXPENDITURE

Infantry, airborne, commando, and ranger units expend 10 fuel points per movement point. All other units expend 15 fuel points per movement point. These costs are based on a unit having 100 combat points. A unit having less than 100 CP will expend proportionately less fuel points when moving.

GENERAL SUPPLY EXPENDITURE

A unit on the map at the beginning of its movement will expend one half of its Combat Strength in general supply points if within an enemy ZOC. If not it will expend ¼ of its combat strength in general supply.

AMPHIBIOUS SUPPLY EXPENDITURE

When a unit lands it expends amphibious supply points equal to its combat strength.

COMBAT SUPPLY EXPENDITURE

Attack Strategy

| | 1 | 2 | 3 | 4 | 5 | 6 | 7 | 8 | 9 |
|---|----|----|----|----|-----|-----|-----|-----|-----|
| 1 | 3 | 6 | 8 | 11 | 13 | 16 | 18 | 21 | 23 |
| 2 | 6 | 11 | 16 | 21 | 26 | 31 | 36 | 41 | 46 |
| 3 | 8 | 16 | 23 | 31 | 38 | 46 | 53 | 61 | 68 |
| 4 | 11 | 21 | 31 | 41 | 51 | 61 | 71 | 81 | 91 |
| 5 | 13 | 26 | 38 | 51 | 63 | 76 | 88 | 101 | 113 |
| 6 | 16 | 31 | 46 | 61 | 76 | 91 | 106 | 121 | 136 |
| 7 | 18 | 36 | 53 | 71 | 88 | 106 | 123 | 141 | 158 |
| 8 | 21 | 41 | 61 | 81 | 101 | 121 | 141 | 161 | 181 |
| 9 | 23 | 46 | 68 | 91 | 113 | 136 | 158 | 181 | 203 |

Note: Table is based on Allied units attacking/defending with 100 CP overall. Less (or more) than that will result in proportionate costs.

AIR/NAVAL BOMBARDMENT LOSSES

| Air/Naval Points Allocated | Additional Losses Inflicted on German Defender | Reduced Losses on Allied Defender |
|----------------------------|--|-----------------------------------|
| 0-7 | 0 additional losses | 0 less losses |
| 8-29 | 0-1 | 0 |
| 30-52 | 1-2 | 0-1 |
| 53-74 | 1-3 | 0-2 |
| 75-96 | 2-4 | 1-2 |
| 97-119 | 2-5 | 1-3 |
| 120-142 | 3-6 | 2-4 |
| 143-164 | 3-7 | 2-4 |
| 165-187 | 4-8 | 2-5 |
| 188-198 | 4-9 | 2-6 |

INFILTRATION

Moving next to an enemy unit costs 4 additional movement points and the ending of the movement phase for that unit. Infiltration, or the movement from a position next to an enemy unit to a position also next to an enemy unit, costs 8 additional movement points and the ending of the movement phase for that unit. Not all units can infiltrate or infiltrate with the same degree of success.

Allied — 90%
Armoured — chance

Human-German
Computer-German

Mech.
70%
80%

Infantry
40%
70%

COMBAT RESULTS RESOLUTION

| Strategies | Odds | | | | | |
|------------|------|-------|-------|-------|-------|------|
| Att. Def. | 1-2 | 1-1 | 2-1 | 3-1 | 4-1 | 5-1 |
| 9 vs 1 | 15/8 | 12/10 | 11/11 | 11/11 | 10/12 | 9/13 |
| 8 vs 2 | 13/7 | 11/9 | 10/10 | 10/10 | 9/11 | 8/12 |
| 7 vs 3 | 12/7 | 10/8 | 10/9 | 9/10 | 8/10 | 8/11 |
| 6 vs 4 | 12/7 | 10/8 | 9/8 | 8/9 | 8/10 | 7/11 |
| 5 vs 5 | 12/6 | 10/8 | 9/8 | 8/9 | 8/10 | 7/10 |
| 4 vs 6 | 12/7 | 10/8 | 9/8 | 8/9 | 8/10 | 7/11 |
| 3 vs 7 | 12/7 | 10/8 | 10/9 | 9/10 | 8/10 | 8/11 |
| 2 vs 8 | 13/7 | 11/9 | 10/10 | 10/10 | 9/11 | 8/12 |
| 1 vs 9 | 15/8 | 12/10 | 11/11 | 11/11 | 10/12 | 9/13 |

Attack/Defence Losses

Notes:

- Obviously the above chart does not give all possible combinations of strategies and odds. It's provided to give you an idea of what you can expect.
- For every attacking unit greater than one add 10% to the defender's losses.
- A random loss of up to 3 is added to both the attacker and defender separately.
- No movement or combat is permitted on the last turn of each scenario.

STRATEGY LEVEL DESCRIPTIONS

Defence

- 1 - Full retreat (automatic retreat) (possible trigger of second combat)
- 2 - Delaying action (automatic retreat) (possible trigger of second combat)
- 3 - Fighting withdrawal (automatic retreat)
- 4 - Hold positions
- 5 - Standfast
- 6 - Hold at all costs
- 7 - Limited counterattack
- 8 - Counterattack
- 9 - Heavy counterattack

Attack

- 1 - Recon
- 2 - Probe
- 3 - Light attack
- 4 - Limited attack
- 5 - Medium attack
- 6 - Heavy attack
- 7 - Major attack
- 8 - Breakthrough attack (possible trigger of second combat)
- 9 - Blitzkrieg attack (possible trigger of second combat)

Note: An attacker will be allowed to attack again if:

- 1) the enemy is eliminated
- or 2) an "8" or "9" attack strategy was chosen and a "1" or "2" defence strategy was chosen.

VICTORY POINTS

| | Allied | German |
|--|--|---|
| Cherbourg | 10 per turn. 150 on June 30 (per hex) (no points awarded if German unit is adjacent to occupying Allied unit) | 0 |
| Caen and St. Lo | 5 per turn. 75 on June 30 (per hex) (no points awarded if German unit is adjacent to occupying Allied unit) | 0 |
| Ocean side of Naval range excluding area east of Caen (see map) (side nearest Great Britain) | 0 | 2 per unit on June 8. One more additional point per unit each turn thereafter. (i.e. June 14 5 pts per German unit) |
| Continent side of Naval range (side nearest French interior) per unit per turn | Per formula: CP of Allied unit/60 times horizontal line of map position of unit (0-11 where 0 = above Cherbourg and 11 = southern edge of map) (on Apple, Cherbourg is on line 0) | 0 |
| Eliminated Units | 10/German unit | 20/Allied unit |
| Casualties | 1/German casualty point | 1/Allied casualty point |
| Casualties per out of general supply | 0 | 1/2/Allied casualty point |

VICTORY CONDITIONS

| Campaign Game | First Two Week Scenario | |
|---------------|-------------------------|-------------|
| Score | Level of Victory | Score |
| 1300 or more | Allied Strategic | 390 or more |
| 800 to 1299 | Allied Operational | 240 to 389 |
| 600 to 799 | Allied Marginal | 180 to 239 |
| 250 to 599 | German Marginal | 75 to 179 |
| 0 to 249 | German Operational | 0 to 74 |
| less than 0 | German Strategic | less than 0 |

SUGGESTED TRANSPORT ALLOCATION

| Turn | Allocated for | Fuel | General | Combat | Amphibious |
|------|---------------|------|---------|--------|------------|
| | 6/6 | 35 | 23 | 27 | 15 |
| | 6/8 | 35 | 30 | 25 | 10 |
| | 6/10 | 30 | 30 | 30 | 10 |
| | 6/12 | 25 | 30 | 35 | 10 |

Note: You allocate supply one turn in advance. Allocation after 6/12 will be dependent on your needs and situation. Prepare with stockpiling general supply for the turns with good chance of storm weather.

INTERDICTION EFFECTS

| Air Points Allocated | Decrease in German Movement Points Per Unit |
|-------------------------|--|
| 0 | 0 |
| 1-3 | 0-1 |
| 4-15 | 0-2 |
| 16-35 | 0-3 |
| 36-63 | 0-4 |
| 64-99 | 0-5 |

Note: Interdiction effects are modified by weather. Cloudy weather reduces inputted air points by 20%, overcast by 40%, and interdiction not possible during storm weather.

DIFFICULTY LEVELS

The ratings provided in the program allow you, as player, to adjust several factors of the game. What the designers feel to be historical is a rating of "5" for all factors (except German leadership which is 7) and no German movement on D-Day. Feel free to deviate from these ratings. Players should follow the schedule below as it pertains to their skill level.

| | | |
|--------------|---|-----|
| Novice: | German Leadership | : 7 |
| | Amphibious Supply Rating | : 7 |
| | Tactical Air Power Rating | : 6 |
| | Coastal Defence Rating | : 3 |
| | Naval Power Rating | : 6 |
| Experienced: | All Others | : 5 |
| | No German Movement on D-Day | |
| | German Leadership | : 7 |
| | Amphibious Supply Rating | : 6 |
| | Tactical Air Power Rating | : 6 |
| Expert: | All Others | : 5 |
| | No German Movement on D-Day | |
| | No Changes To Ratings (You may want to set the delay loop to 1) | |
| | No German Movement on D-Day | |
| | | |

OPTIONAL RULES

Rommel's plan: Rommel was restrained by the German higher command. Had he been given more authority, he would have implemented his plan in full which was to crush the invasion at the beaches.

| | |
|-----------------------------|-----|
| Coastal Defences | : 8 |
| Reinforcements | : 3 |
| No German Movement on D-Day | |

Patton replaces Montgomery: Although, politically, a poor example, George Patton was a driven and ambitious military commander.

| | |
|-------------------|-----|
| Amphibious Supply | : 6 |
| Leadership (US) | : 7 |

Weather score adjustment: If you feel that weather has cheated you or has been overly kind to you adjust your score by using the formula below.

Adjusted Score = Score - (Score x Weather %)

EXAMPLE 1:

| |
|--|
| Score = 800 |
| Weather = 11% |
| Adjusted Score = 800 - (800 x .11) = 712 |

EXAMPLE 2:

| |
|--|
| Score = 600 |
| Weather = 4% |
| Adjusted Score = 600 - (600 x .04) = 624 |

TERRAIN EFFECTS

| Terrain Type | Movement Point Cost | Defence Modifier | Attack Modifier |
|--------------|---------------------|------------------|-----------------|
| Clear | 1 | 1 | 1 |
| Town | 1 | 2 | 1 |
| Bocage | 3 | 2.5 | 1 |
| Swamp | 4 | 2 | .75 |
| River | 2 | 1 | .5 |
| Beach | 2 | 1 | 1 |
| Ocean | 0 | 1 | .5 |

Note: There is a 30% chance that one movement point cost will be added to the above (except ocean). Rangers and commandos are not halved when attacking from ocean. Moving next to an enemy unit costs 4 additional movement points. Moving directly from a position next to an enemy unit to a position next to an enemy unit costs 8 additional movement points.

HISTORICAL ANALYSIS

Operation Overlord, the code name for the amphibious invasion of the Normandy beaches in France, was initially scheduled for June 5, 1944. However, due to extremely poor weather conditions the planned invasion was set for June 6. Since 1940 the Germans had constructed a fortified wall of defences all along the coastline. Against minefields, barbed wire, underwater obstacles, and flooded inland areas, the Allies stormed the beaches during the early morning hours of June 6. Prior to the amphibious assault three airborne divisions landed behind the beaches. The U.S. 82nd and 101st Airborne Divisions landed around St. Mere-Eglise while the British 6th Airborne parachuted north-east of Caen securing valuable bridge sites.

On Utah beach the 4th Infantry Division moved 3-5 miles inland during the first day. The two airborne divisions had effectively put up a screen to prevent German reinforcements from interfering with the build-up on the beaches. Omaha beach encountered withering fire from the veteran 352nd Infantry Division. The first 24 hours resulted in a beachhead expanded less than a mile. Three British and Canadian infantry divisions supported by three armoured brigades and two commando brigades assaulted Gold, Juno, and Sword beaches. Under intense fire they rapidly pushed forward over eight miles the first day suffering heavy casualties. By 2400 hours on D-Day none of the beachheads had yet attained their objectives. Omaha beach was the only one which had not yet secured a firm beachhead.

By June 10th all the beachheads were linked up. In the Utah beach area the 4th and 9th Infantry Divisions held the north and north-west flanks near Quineville and Montegourg. The west and south flanks were secured by the 101st and 82nd Airborne Divisions. The south flank from Carentan to a few miles south of Isigny was held by the 2nd and 3rd Armoured Divisions. The 1st, 2nd and 29th Infantry Divisions held the line from south of Isigny to Trevieres to Bayeux. From Bayeux towards Caen and then to Ouistreham stood the 50th Br. Infantry, 7th Br. Armoured, 3rd Can. Infantry, 51st Br. Infantry, 3rd Br.

Infantry, 6th Br. Airborne, and numerous brigades.

The next phase in Operation Overlord was to sever the Cherbourg peninsula from Carentan to Carteret and then attack Cherbourg, a large port which was badly needed in order to increase the amount of men, material, and supplies being landed on the continent. By June 17th the 82nd Airborne and the 9th Infantry Divisions had punctured a 2-3 mile hold across the peninsula cutting off the German units in the north. On June 21st the 4th, 9th, and 79th Infantry Divisions finally reached Cherbourg and began assaulting the outer defences of the fortified port. Cherbourg fell on June 27th but not before the Germans had completely destroyed all of the port's facilities.

By the end of June the Allies were far from their original objectives. Although Cherbourg had been captured, the U.S. line only ran from Carteret to Carentan to two miles north of St. Lo to Caumont. The British line was from Caumont to Tilly to Caen to Troarn to Ouistreham. The Germans still managed to hang onto Caen, which was surrounded on the east, north, and west by Allied units. The Americans had not yet captured La Haye-du-Puits, Lessay. Periers, and St. Lo.

The advance had been slower than anticipated due to the easily defended bocage country which required the attacker to develop special tactics and equipment to move through the hedgerows, the necessity of capturing Cherbourg which drew off a full three divisions, and the storm on the night of June 19th which greatly damaged the artificial Mulberry harbours. Bradley had only three days of ammo left while Montgomery was three divisions behind in his build-up.

On July 25th Operation Cobra was launched in the American sector near St. Lo. The Allied army finally managed to breakout of the Normandy bocage country and with the U.S. Third Army's famous General George S. Patton in command of the breakthrough forces, the Allies began to pursue the German forces across France.

CREDITS

Game Design/Rules - David Landrey.
Game Development - Charles Kroegel, Jr.
Atari Version - Dale Disharoon.
Customized Disc Operating System -
Roland Gustafsson.



Manufactured and distributed in the U.K. under licence from Strategic Simulations Incorporated by U.S. Gold Limited, Unit 10, The Parkway Industrial Centre, Heneage Street, Birmingham B7 4LY.

BATTLE FOR NORMANDY™

UNIT ROSTER

| GERMAN ORDER OF BATTLE | | | | ALLIED ORDER OF BATTLE | | | |
|------------------------|---------------|----------------|-------------------------|------------------------|---------------|----------------|-------------------------|
| UNIT NAME | COMBAT POINTS | COMBAT CEILING | DATE OF ENTRY/ENTRY HEX | UNIT NAME | COMBAT POINTS | COMBAT CEILING | DATE OF ENTRY/ENTRY HEX |
| GE 736 WEHR REG | 45 | 45 | AT START | US UTAH BEACH BATT | 20 | 25 | AT START |
| GE 726 WEHR REG | 45 | 45 | AT START | US OMAHA BEACH BATT | 20 | 25 | AT START |
| GE 706 WEHR REG | 45 | 45 | AT START | BR GOLD BEACH BATT | 20 | 25 | AT START |
| GE 914 WEHR REG | 50 | 45 | AT START | BR JUNE BEACH BATT | 20 | 25 | AT START |
| GE 915 WEHR REG | 50 | 45 | AT START | BR SWORD BEACH BATT | 20 | 25 | AT START |
| GE 916 WEHR REG | 40 | 45 | AT START | US 1 DEPOT BATT | 20 | 25 | AT START/13 |
| GE 711 WEHR DIV | 60 | 65 | AT START | US 2 DEPOT BATT | 20 | 25 | AT START/13 |
| GE 729 WEHR REG | 40 | 45 | AT START | US 3 DEPOT BATT | 20 | 25 | AT START/13 |
| GE 739 WEHR REG | 40 | 45 | AT START | US 4 DEPOT BATT | 20 | 25 | AT START/13 |
| GE 919 WEHR REG | 40 | 45 | AT START | BR 5 DEPOT BATT | 20 | 25 | AT START/14 |
| GE 91 FJ DIV | 90 | 55 | AT START | BR 6 DEPOT BATT | 20 | 25 | AT START/14 |
| GE 243 WEHR DIV | 60 | 65 | AT START | US 82 AIRB DIV | 60 | 65 | AT START |
| GE 6 FJ REG | 45 | 45 | AT START | US 101 AIRB DIV | 60 | 65 | AT START |
| GE 30 WEHR BRIG | 45 | 45 | AT START | BR 6 AIRB DIV | 55 | 55 | AT START |
| GE 21 PZ DIV | 95 | 95 | AT START | US 1 INF DIV | 75 | 85 | AT START/13 |
| GE 346 WEHR DIV | 60 | 65 | JUNE 6/12 | US 4 INF DIV | 65 | 75 | AT START/13 |
| GE 125S PZ DIV | 95 | 95 | JUNE 6/9 | US 29 INF DIV | 65 | 75 | AT START/13 |
| GE LEHR PZ DIV | 95 | 95 | JUNE 8/7 | BR 3 INF DIV | 75 | 85 | AT START/14 |
| GE 77 WEHR DIV | 55 | 65 | JUNE 8/1 | BR 50 INF DIV | 75 | 85 | AT START/14 |
| GE 175S PZOR DIV | 65 | 75 | JUNE 10/3 | CN 3 INF DIV | 75 | 85 | AT START/14 |
| GE 273 WEHR DIV | 45 | 55 | JUNE 10/4 | US 2 RNRG BATT | 30 | 35 | AT START/13 |
| GE 2 PZ DIV | 90 | 95 | JUNE 10/12 | BR 1 CMDO BRIG | 45 | 45 | AT START/14 |
| GE 285 WEHR DIV | 45 | 55 | JUNE 10/8 | BR 4 CMDO BRIG | 45 | 45 | AT START/14 |
| GE 286 WEHR DIV | 45 | 55 | JUNE 10/2 | BR 8 ARM BRIG | 45 | 45 | AT START/14 |
| GE 3 FJ DIV | 70 | 75 | JUNE 12/5 | BR 27 ARM BRIG | 45 | 45 | AT START/14 |
| GE 2 ASG BRIG | 45 | 55 | JUNE 12/7 | CN 2 ARM BRIG | 45 | 45 | AT START/14 |
| GE 353 WEHR DIV | 70 | 75 | JUNE 16/3 | US 102 CAV REG | 35 | 35 | AT START/13 |
| GE 25S PZ DIV | 95 | 95 | JUNE 20/3 | BR 51 INF DIV | 60 | 65 | AT START/14 |
| GE 16 FJ DIV | 65 | 75 | JUNE 24/12 | BR 7 ARM DIV | 90 | 95 | AT START/14 |
| GE 15S PZ DIV | 95 | 95 | JUNE 24/11 | BR 4 ARM BRIG | 45 | 45 | AT START/14 |
| GE 276 WEHR DIV | 55 | 65 | JUNE 24/7 | US 2 INF DIV | 75 | 85 | AT START/13 |
| GE 98S PZ DIV | 95 | 95 | JUNE 26/6 | US 90 INF DIV | 65 | 75 | AT START/13 |
| GE 105S PZ DIV | 95 | 95 | JUNE 26/8 | US 2 ARM DIV | 90 | 95 | AT START/13 |
| | | | | US 4 CAV REG | 35 | 35 | AT START/13 |
| | | | | US 9 INF DIV | 75 | 85 | AT START/13 |
| | | | | BR 49 INF DIV | 75 | 85 | AT START/14 |
| | | | | BR 11 ARM DIV | 90 | 95 | AT START/14 |
| | | | | US 6 CAV REG | 35 | 35 | AT START/13 |
| | | | | US 79 INF DIV | 65 | 75 | AT START/13 |
| | | | | BR 15 INF DIV | 75 | 85 | AT START/14 |
| | | | | US 30 INF DIV | 65 | 75 | AT START/13 |
| | | | | US 83 INF DIV | 65 | 75 | AT START/13 |
| | | | | US 2 CAV REG | 35 | 35 | AT START/13 |
| | | | | US 3 ARM DIV | 90 | 95 | AT START/13 |

LOADING INSTRUCTIONS (Disk)

NEW GAME: Turn on your computer and monitor. Turn on the disk drive, and when the red light shuts off insert the game disk. Type **LOAD***8** and press **RETURN**. When the **READY** prompt appears, type **RUN** and press **RETURN**.

PREVIOUS GAME: Follow the instructions for a new game. In the menu selection choose "OLD GAME" as an option. You will be asked to replace the game disk with your saved game disk. Carefully follow the instructions given in the program.

LOADING INSTRUCTIONS (Cassette)

NEW GAME: Connect your cassette recorder to your computer. Place recorder at least two feet away from the monitor. Turn on your computer and monitor. Place the game cassette in the recorder and rewind the tape. Type **LOAD***** and press **RETURN**. Press **PLAY** on the recorder. When the **READY** prompt appears, type **RUN** and press **RETURN**.

PREVIOUS GAME: Follow the instructions for a new game. At the appropriate time the computer will prompt you to replace the game cassette with the saved game cassette. Press **RETURN** when the saved game cassette is in the recorder and the **PLAY** button is depressed.

SAVING A GAME

DISK VERSION: When you choose to save a game, the program will instruct you to replace the game disk with a formatted blank disk. Carefully follow the instructions given in the program.

CASSETTE VERSION: When you choose to save a game, the program will instruct you to replace the game cassette in the recorder with a blank cassette. Depress the **PLAY** and **RECORD** buttons on the recorder. Follow the prompts given to you in the program.

SPECIAL NOTES

MAP SCROLL: The game map is larger than one screen. Moving units or the cursor will automatically cause the map to scroll. A smaller one-screen map of the entire area with less detail may be seen by pressing "M" while in the cursor mode.

MOVEMENT: During the movement phase, a white cursor will appear on the screen. You may move this cursor by pressing 1-6 to move it in the desired direction as indicated by the compass. To move a unit place the cursor over the unit and press "G". You may now move it as you did the cursor. Pressing the "O" while moving will cause the unit to be centered on the screen. Pressing the "F" will terminate the unit's movement for the moment (you may return to it later). When the cursor is on the screen you may press "U" to go to the United States entry hex and "B" for the British entry hex. Once over the entry hex, pressing the "G" will bring up the next eligible U.S.

or British unit to be brought onto the beaches (you must have the necessary amphib. points for a unit to be eligible). You may decide not to bring on the unit by pressing "F". Pressing the "S" key will skip five of the available units at a time. The order of units is the same as found on the Order of Battle data card. Pressing the "D" will bring up the display showing remaining supplies, weather, and scores. Pressing the "E" ends the movement phase for your entire army.

COMBAT: During the combat phase the cursor will appear on the map. To attack a specific enemy unit move the cursor over the unit you wish to attack and press the "A" key. The program will now go through eligible units for the attack, asking if you wish to include them in the battle. While in the cursor mode pressing the "D" key will give you the display, pressing the "T" will temporarily remove all units, and pressing the "E" will end the combat phase entirely.

DISPLAY DESCRIPTIONS

MOVEMENT:

| | | | | | |
|----------------|--------|-----------|----------|---|---|
| US 82 AIRB DIV | CP: 65 | LDR: 5 | FT: 4 | 6 | 1 |
| MOVEMENT PHASE | | SUPPLIED | EFF: .72 | 5 | 2 |
| TERRAIN: RIVER | *MP | LEFT: 10* | | 4 | 3 |

The above display tells you that the 82nd airborne division currently has a combat strength of 65 points. Its leader is rated a 5 (out of 9), its fatigue is rated a 4 (out of 9), and its supply state is "supplied." The display also shows that the unit has an effective strength of .72 of its current combat strength due to leader, fatigue, and supply modifications. It shows that the unit is in river terrain and has 10 movement points left for that phase. The numbers at the right are a compass to indicate desired direction of movement.

COMBAT:

GE 706 WEHR REG CP: 40 LDR: 5 FT: 0
COMBAT PHASE SUPPLIED EFF: 1.0 (2.5)
DO YOU WISH TO ATTACK THIS GERMAN UNIT? Y/N

The display above gives the same information as the movement display except for the number in parentheses which is the overall effective strength of this unit with all factors taken into account, including leadership, fatigue, supply state, and terrain of current position.

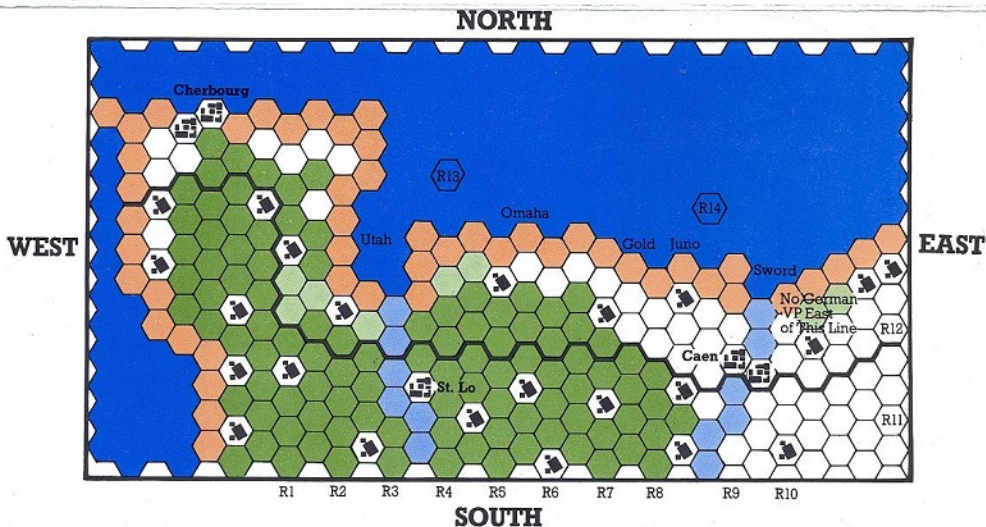
D: GE 275 WEHR DIV LOST 14 CP - FT 2
1: US 2 CAV REG LOST 7 CP - FT 4
2: US 2 RNGR BATT LOST 8 CP - FT 4

The display above is shown after combat is joined by both sides. It shows how many CPs each unit in the battle has lost and also the fatigue points which will be added to it. The defender is indicated with a "D" preceding its name. The attacking unit(s) are identified by numbers.

ATTACK LEVEL 9 VS DEFENCE LEVEL 4
ATTACKER LOST: 15 DEFENDER LOST: 14
AIR/NAVAL: (0) BATTLE ODDS: 21

The display above shows the total results of the battle. The air/naval number, if positive indicates the number of CPs lost of the total losses due to bombardment for the German defender. If the number is negative, it indicates the number of CPs reduced from the original losses of the Allied defender.

Note: The number you input in the opening program for display delay governs how long these displays remain on the screen.



TERRAIN KEY

